

KIGAZ 300 COMBUSTION GAS ANALYSER



Interchangeable O₂, CO-H₂,
NO, NO₂, SO₂ et CH₄ sensors



CO dilution



Autozeroing in the flue



Supplied with magnetic
protective cover

KEY POINTS

- User friendly thanks to icons
- Vocal support
- LED on probe handle to light dark areas
- Built-in water trap with max level alarm
- 3 pressure sensors
- Step-by-step procedures (gas flow,...)
- Single connector
- Built-in printer
- Interchangeable duct
- 2 Go memory (100 000 measurements)

INSTRUMENT FEATURES

GAS	- Autozero in the flue - CO dilution up to 4%	Flue gases CO and CO ₂ , ambient CO max	Interchangeable sensors: O ₂ , COH ₂ , NO, NO ₂ , SO ₂ , CH ₄ (optional)	Excess air Losses	Efficiency > 100%
PRESSURE	Differential pressure measurement	High accuracy draft measurement with autozero by solenoid valve	Measurement of the suction pump flow		
TEMPERATURE	Ambient temperature	Flue gas temperature	Delta Temperature	DHW temperature 2 thermocouples	Dew point temperature
OTHERS FUNCTIONS	15 programmed combustibles ¹	Adding 5 combustibles by the user	Automatic measurement	Opacity index	

¹Combustibles : Sahara/Fos-sur-Mer Natural Gas, Groningen Natural Gas, Russia/North Sea Natural Gas, Propane, LPG, Butane, Light Oil, Heavy Oil, Bituminous coal, Hard coal, Coke gas, Bio fuel 5%, Wood 20%, Wood-chip 21%, Pellet 8%

MEASUREMENT RANGES

Parameters	Sensor	Measuring range	Resolution	Accuracy*
O ₂	Electrochemical	From 0% to 21%	0.1% vol.	±0.2% vol.
CO (with H ₂ compensation)	Electrochemical	From 0 to 8000 ppm	1 ppm	From 0 to 200 ppm : ±10 ppm From 201 to 2000 ppm : ±5% of the measured value From 2001 to 8000 ppm : ±10% of the measured value
NO	Electrochemical	From 0 to 5000 ppm	1 ppm	From 0 to 100 ppm : ±5 ppm. From 101 to 5000 ppm : ±5% of the measured value
NO _x	Calculated**	From 0 to 5155 ppm	1 ppm	
NO ₂	Electrochemical	From 0 to 1000 ppm	1 ppm	From 0 to 100 ppm : ±5 ppm. From 101 to 1000 ppm : ±5% of the measured value
SO ₂	Electrochemical	From 0 to 5000 ppm	1 ppm	From 0 to 100 ppm : ±5 ppm. From 101 to 5000 ppm : ±5% of the measured value
CO ₂	Calculated**	From 0 to 99% vol	0.1% vol	
CH ₄	Semiconductor	From 0 to 10000 ppm From 0 to 1% Vol From 0 to 20 %LEL	1 ppm 0.0001% Vol 0.002%LEL	±20% of full scale
Flue gas temperature	K thermocouple	From -100 to +1250°C	0.1°C	±1.1°C or ±0.4% of the measured value
Ambient temperature	Internal NTC	From -20 to +120°C	0.1°C	±0.5°C
Ambient temperature	Pt100 (1/3 Din external probe)	From -50 to +250°C	0.1°C	±0.3% of the measured value ±0.25°C
Dew point temperature	Calculated**	From 0 to +99°Ctd	0.1°C	
DHW temperature	TcK (external probe)	From -200 to +1300 °C	0.1°C	
Draft	Piezoelectric	From -10 to +10 Pa From -1000 to +1000 Pa	0.1Pa 1 Pa	From -100 to -10 Pa : ±2 Pa From -10 to +10 Pa : ±0.5 Pa From +10 to +100 Pa : ±2 Pa Above : ±2 % of the measured value
Differential pressure	Piezoelectric	From -200 to +200 hPa	0.01 hPa	From -200.00 to -1.00 hPa : ±(0,5% of the measured value +0,045 hPa) From -1.00 to -0.40 hPa : ±5% of the measured value From -0.40 to 0.40 hPa : ±0.02 hPa From 0.40 to 1.00 hPa : ±5% of the measured value From 1.00 to 200.00 hPa : ±(0,5% of the measured value. + 0,045 hPa)
Losses	Calculated**	From to 100%	0.1%	
Flue gas velocity		From to 99.9 m/s	0.1 m/s	
Excess air (λ)	Calculated**	From 1 to 9.99	0.01	
Lower efficiency (η _s)	Calculated**	From 0 to 100%	0.1 %	
Higher efficiency (η _t) (condensation)	Calculated**	From 0 to 120%	0.1%	
Opacity index	External instrument	From 0 to 9		

*All accuracies indicated in this document were stated in laboratory conditions and can be guaranteed for measurements carried out in the same conditions, or carried out with required compensation.

**Calculation is made based on the measured values by the analyzer.

TECHNICAL FEATURES

	Features
Dimensions	Instrument : 331 x 112 x 86 mm Flue gas probe : 300 mm Cable length : 2.50 m
Weight (battery included)	1160 g
Display	TFT 3.5" color screen
Keypad	Rotating button 3 function keys + OK key Backlighted keypad
Material	Housing and probe : ABS Probe cable : neoprene

TECHNICAL FEATURES (suite)


PC interface	USB Bluetooth (optional)
Protection	IP40
Battery life	10 h in continuous operating
Power supply	Li-Ion 3.6 V 4400 mA battery
Operating temperature	From -5 to +50°C
Storage temperature	From -10 to +50°C

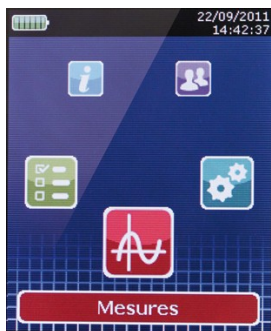
INSTRUMENT DESCRIPTION

> Overview

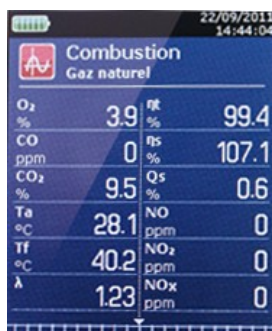


> Connections





Analysers menus



Example of analysis



DHW network temperature



Ambient CO checking

SUPPLIED WITH

Model	KIGAZ 300 CLA	KIGAZ 300 STD	KIGAZ 300 PRO
Supplied with			
Number of interchangeable sensors	2 (O ₂ , and CO-H ₂)	3 (O ₂ , CO-H ₂ and NO)	4 (O ₂ , CO-H ₂ , NO, NO ₂ or SO ₂)
Scalable	Yes : CH ₄ , NO, NO ₂ , SO ₂	Yes : CH ₄ , NO ₂ , SO ₂	/
Calibration certificate	yes	yes	yes
Transport case	yes	yes	yes
300 mm flue gas probe	yes	yes	yes
Magnetic protective cover	yes	yes	yes
Differential pressure kit	yes	yes	yes

Analysers are supplied with LIGAZ software allowing database creation (Customers, Boilers, inspections), downloading and printing inspections and analyser configuration.



Transport case

ACCESSORIES*

- SCOT : Ambient CO probe
- SCO2T : Ambient CO₂ probe
- SPA 150SP : Ambient Pt100 probe
- SKCL 150 : Thermocouple probe with lamella
- SCI : Ionisation current measurement probe
- SDFG : Gas leak detection probe (CH₄)
- PSK180 : Flue gas probe with interchangeable contact duct, 180 mm length, operating up to 500 °C
- PSK300 : Flue gas probe with interchangeable contact duct, 300 mm length, operating up to 500 °C
- PSL750 : Flue gas probe with interchangeable contact duct in INCONEL, 750 mm length, operating up to 1000 °C
- KEG : Gas network tightness kit
- PMO : Opacity pump
- Bluetooth® module : Data downloading and instrument configuration
- LOGAZ : Software allowing database creation (customers, boilers and inspections), inspections downloading and printing, customizable procedure reports creation, inspection planning, on-site service contracts management (operator planning, customer care) and real-time measurements visualization and recording.

*Please see the technical datasheet of accessories for kigaz for further details

www.kimo.fr

Distributed by :



EXPORT DEPARTMENT
 Tel : + 33. 1. 60. 06. 69. 25 - Fax : + 33. 1. 60. 06. 69. 29
 e-mail : export@kimo.fr